






# FLS LOGISTICS PRIVATE LIMITED

## CONTAINER SPECIFICATION

TYPE OF CONTAINER		INNER DIMENSION IN FEET			DOOR/TOP OPENING IN FEET			TARE WEIGHT IN KGS	VOLUME CBM
		L	W	H	L	W	H		
<b>DRY BOX</b> 	20'	5.919	2.340	2.380		2.286	2.278	1900	33
	40'	12.045	2.309	2.379		2.289	2.278	3084	67
<b>HIGH CUBE</b> 	20'	5.919	2.340	2.480		2.280	2.38	2100	33
	40'	12.056	2.347	2.684		2.340	2.585	3200	76
<b>OPEN TOP</b> 	20'	5.919	2.430	2.286	5.425	2.286	2.251	2174	32
	40'	12.043	2.340	2.272	11.585	2.279	2.278	4300	64
<b>FLAT RACK</b> 	20'	5.662	2.438	2.327				2900	
	40'	12.080	2.438	2.103				5480	
<b>REEFER</b> 	20'	5.428	2.266	2.240		2.286	2.188	2940	27
	40'	11.207	2.246	2.183		2.216	2.118	4840	55